


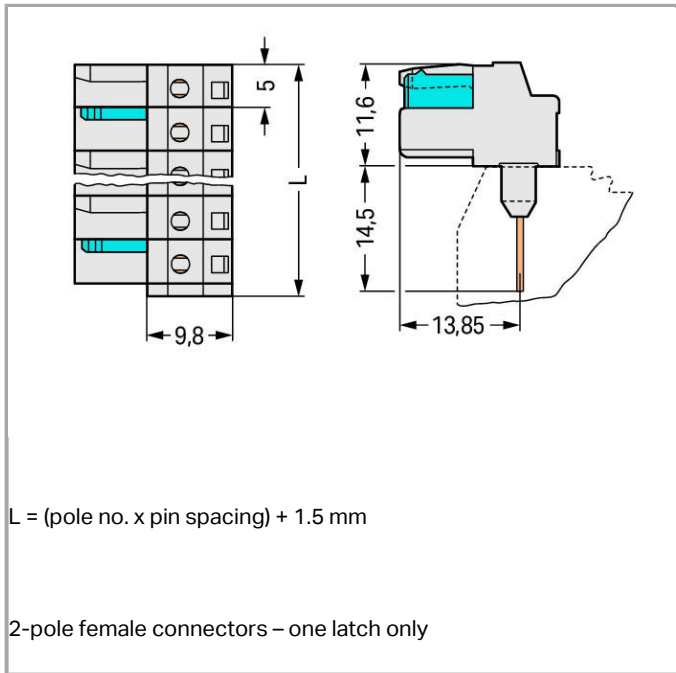
Data sheet | Item number: 722-239/005-000

Female connector for rail-mount terminal blocks; angled; 100% protected against mismatching; Pin spacing 5 mm; 9-pole



722-239/005-000





### Item description

- Pluggable connectors for rail-mount terminal blocks equipped with CAGE CLAMP® connection
- Female connectors with long contact pins connect to the termination ports of 280 Series Rail-Mount Terminal Blocks
- Female connectors are touch-proof when unmated, providing a pluggable, live output
- 100 % protected against mismatching
- With coding fingers

### Safety information 1:

The *MULTI CONNECTION SYSTEM (MCS)* is designed without breaking capacity for compliance with DIN EN 61984. When used as intended, MCS Connectors shall not be connected/disconnected when live or under load. The circuit design should ensure header pins, which can be touched, are not live when unmated.

### Data

#### Electrical data

#### Ratings per IEC/EN 60664-1

Rated voltage (III / 3)	320 V
Rated impulse voltage (III / 3)	4 kV
Rated voltage (III / 2)	320 V
Rated impulse voltage (III / 2)	4 kV
Rated voltage (II / 2)	630 V
Rated impulse voltage (II / 2)	4 kV
Rated current	12 A



### Approvals per UL 1059

Rated voltage UL (Use Group B)	300 V
Rated current UL (Use Group B)	15 A
Rated voltage UL (Use Group D)	300 V
Rated current UL (Use Group D)	10 A

### Approvals per UL 1977

Rated voltage per UL 1977 (factory wiring only)	600 V
Rated current per UL 1977 (factory wiring only)	15 A

### Approvals per CSA

Rated voltage CSA (Use Group B)	300 V
Rated current CSA (Use Group B)	15 A
Rated voltage CSA (Use Group D)	300 V
Rated current CSA (Use Group D)	10 A

### Connection data

No. of poles	9
Total number of potentials	9
Number of connection types	1
Number of levels	1

### Geometrical Data

Pin spacing	5 mm / 0.197 inch
Width	46.5 mm / 1.831 inch
Height	26.1 mm / 1.028 inch
Height from the surface	11.6 mm / 0.457 inch
Depth	18.25 mm / 0.719 inch

### Plug connection

Contact type (pluggable connector)	Female connector/socket
Connector connection type	for front-entry wiring terminal block
Mismating protection	Yes
Steckrichtung zur Reihenklemme	0°

### Material Data

Color	light gray
Material group	I
Insulating material	Polyamide 66 (PA 66)

Flammability class per UL94	V0
Contact material	Copper alloy
Contact plating	tin-plated
Fire load	0.161 MJ
Weight	9.55 g

### Environmental Requirements

Limit temperature range	-60 ... +85 °C
-------------------------	----------------

### Commercial data



Product Group	3 (Multi Conn. System)
Country of origin	DE
GTIN	4044918570534
Customs Tariff No.	85366990990

### Approvals / Certificates

#### Country specific Approvals









Logo	Approval	Additional Approval Text	Certificate name
	CB DEKRA Certification B.V.	IEC 61984	NL-39756
	CSA DEKRA Certification B.V.	C22.2	1466354
	CSA DEKRA Certification B.V.	C22.2	1466354
	KEMA/KEUR DEKRA Certification B.V.	EN 61984	2190761.01

#### UL-Approvals

Logo	Approval	Additional Approval Text	Certificate name
	UR UL International Germany GmbH	UL 1977	E45171
	UR UL International Germany GmbH	UL 1977	E45171

## Compatible products

### General accessories

	<b>Item no.: 280-650/056-000</b> Spacer of same profile; suitable for 3-conductor terminal blocks of horizontal type	/U56-UUU	280-650
	<b>Item no.: 280-654/056-000</b> Spacer of same profile; suitable for 3- and 4-conductor terminal blocks of angled type	/U56-UUU	280-654
	<b>Item no.: 280-835/056-000</b> Spacer of same profile; suitable for 4-conductor terminal blocks of horizontal type	/U56-UUU	280-835
	<b>Item no.: 280-902/056-000</b> Spacer of same profile; suitable for 2-conductor terminal blocks of horizontal type	/U56-UUU	280-902
<b>check</b>			
	<b>Item no.: 210-136</b> Test plug; 2 mm Ø; with 500 mm cable		210-136
	<b>Item no.: 210-137</b> Test plug; 2.3 mm Ø; with 500 mm cable		210-137
	<b>Item no.: 231-661</b> Test plugs for female connectors; for 5 mm and 5.08 mm pin spacing		231-661
<b>tools</b>			
	<b>Item no.: 280-439</b> Operating tool; of insulating material; 9-way		280-439

### Downloads

#### CAD/CAE - Smart Data

##### CAD data

3D Download 722-239/005-000	URL	Download

Subject to changes.